

MATERIAL MUST BE ACCORD WITH RoHS STANDARD

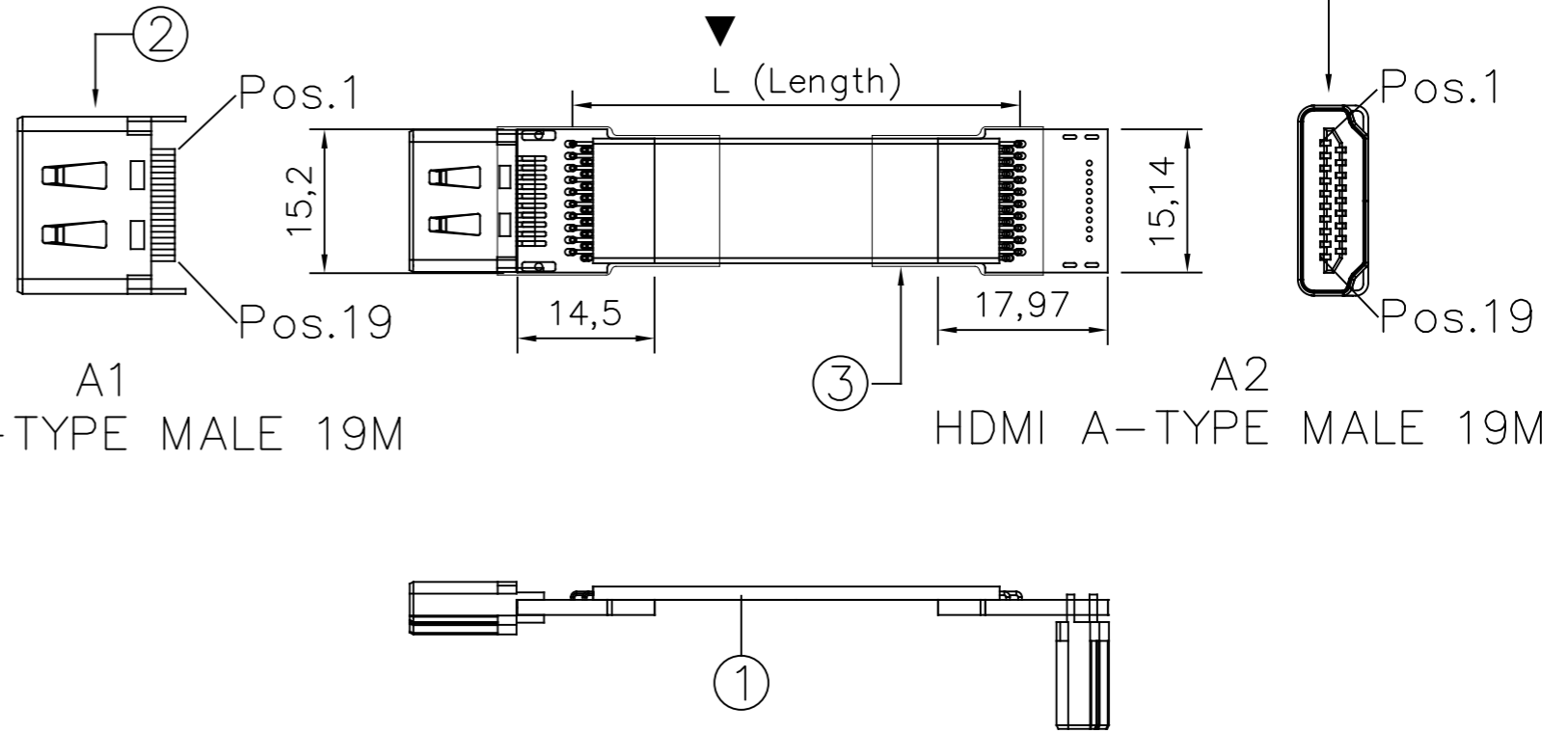
版本 REV.	变更内容 DESCRIPTION	变更号 ECN No.	日期 DATA
1.0	ISSUE	REL	2019-03-11

NOTE

- 1.100% HDMI2.0 4K@60Hz 18Gb/s TEST.
- 2.DIMSION MARK "▼" BY QC CHECK.

PIN OUT

A1 HDMI A-TYPE 19M	A2 HDMI A-TYPE 19M
1	1 TMDS Data2+
2	2 TMDS Data2 Shield
3	3 TMDS Data2-
4	4 TMDS Data1+
5	5 TMDS Data1 Shield
6	6 TMDS Data1-
7	7 TMDS Data0+
8	8 TMDS Data0 Shield
9	9 TMDS Data0-
10	10 TMDS Clock+
11	11 TMDS Clock Shield
12	12 TMDS Clock-
13	13 CEC
14	14 Reserved (N.C.)
15	15 SCL
16	16 SDA
17	17 DDC/CEC Ground
18	18 +5V Power
19	19 Hot Plug Detect/HEAC-



A1
HDMI A-TYPE MALE 19M

A2
HDMI A-TYPE MALE 19M



HA1A2-5cm	50±5
HA1A2-10cm	100±5
HA1A2-15cm	150±5
HA1A2-20cm	200±10
HA1A2-25cm	250±10
HA1A2-50cm	500±20
HA1A2-100cm	1000±20
HA1A2-150cm	1500±20
HA1A2-200cm	2000±30
Part-Number	Length (mm)

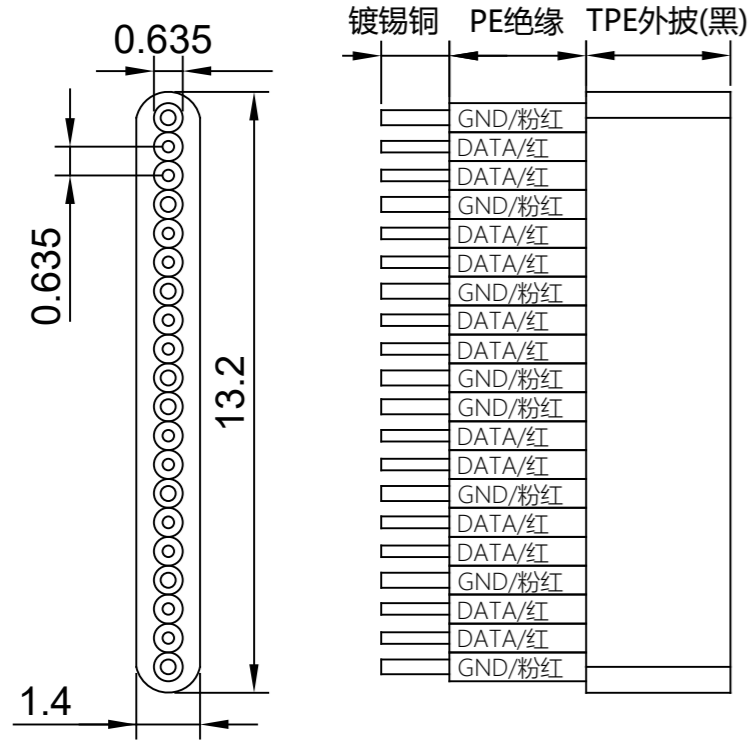
ADT-LINK

TITLE: HDMI Extension CABLE L=3~200cm	DWG NO.: ADT-HA1-HA2-001
	CUSTOMER NO.: ADT
	CUSTOMER P/N: HA1A2-xxxcm

No.	PART NO.	DESCRIPTION	Q'TY
3	TUBE	Heat-Shrinkable T bush	2Pcs
2	Connector	HDMI A type Flat mount Connetor	2Pcs
1	CABLE	HDMI FLAT CABLE,(WIRE20P=30AWG×12P,28AWG×8P),PE JACKET: BLACK,OD=1.4×13.2mm (95±15Ω),TPE	1Pcs

DRAWING/制图	SCALE	UNIT	CUS REV.	HY REV.	DATE	SHEET
	NONE	mm	1.0	1.0	2020-02-05	1/1
CHECKED/审核		APPROVED/核准				

PROPRIETARY AND CONFIDENTIAL
 THE INFORMATION CONTAINED IN THIS DRAWING IS THE SOLE PROPERTY OF ADT-LINK ANY
 REPRODUCTION IN PART OR AS A WHOLE WITHOUT THE WRITTEN PERMISSION OF ADT-LINK IS PROHIBITED



WIRE :

Conduct: Solid(单芯)
 AWG size: 30 AWG
 Material: Tin-plating copper(镀锡铜)

INSULATION :

Material of insulation: TPE red/pink (Halogen Free)
 Insulation thickness average: 0.19mm
 Minimum insulation thickness: 0.17mm

JACKET :

Material of insulation: PE Black(Halogen Free)

PHYSICAL PROPERTIES :

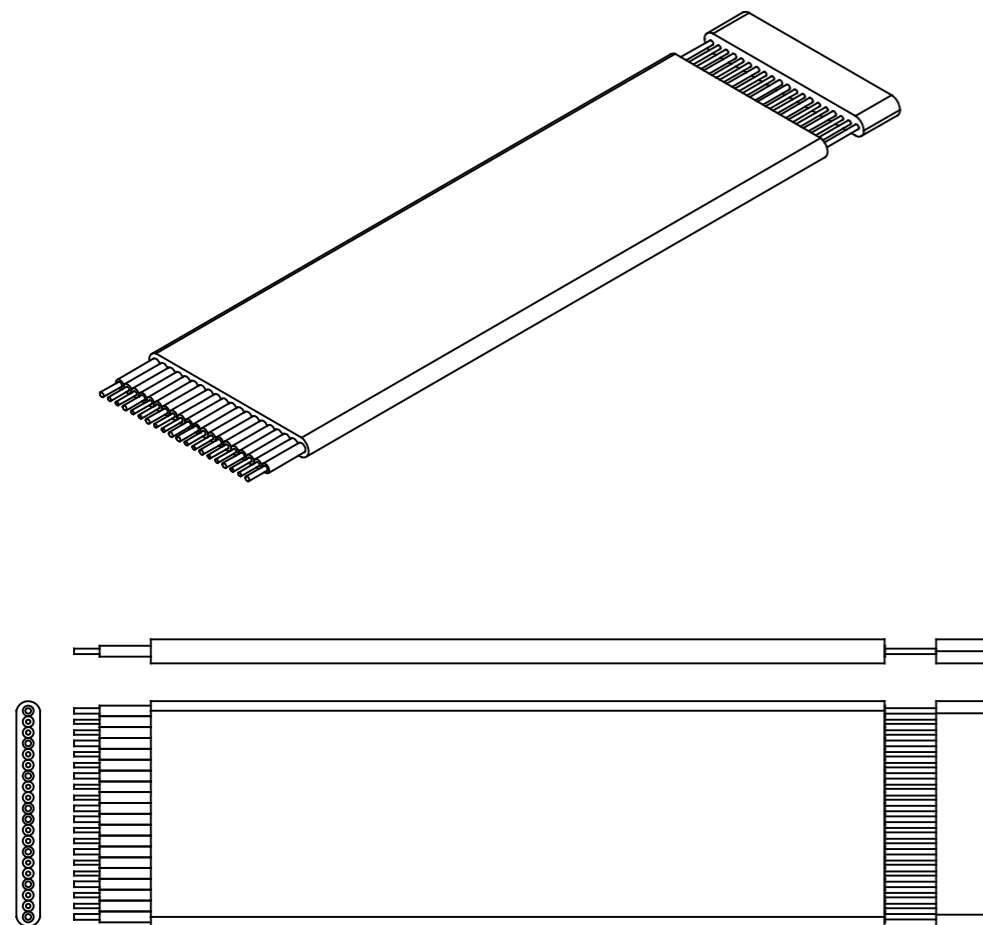
After 7 days air oven at -20°C to 80°C
 Percent of original: 65% at least
 Average elongation: 180%
 Percent of original: 55% at least

ELECTRONIC CHARACTERISTICS :

Spark test: 1200V
 Dielectric strength test: Minimum 600V in 1 miute
 Conductor Maximum: Maximum 365/Km
 Insulation resistance: Minimum 95MΩ-Km
 Differential Impedance: 95Ω
 Attenuation: -6 dB Max.
 Next: -26dB. Min. / 3G Hz
 Pair match impedance: ±5Ω
 Skew: 15 ps max.
 Rise time: 110 ps Max.

MARKING :

PACKAGE :



APPROVED:	- TOLERANCES -		UNIT:	TITLE :	SHEET
	General	Angles	mm		1/1
ENGINEER:	30~	0°	SCALE:	DRAWING NUMBER:	SIZE
CHECKED:	10~30	0.0°	1:1	Date	A4
DRAWN:	5~10			ADT-LINK	
	0~5				
					A/0

